

Monthly Traffic Statistics

December 2025

Traffic Performance Highlights

December 2025 vs. 2024



Total Passengers (RGP)
120.046
5.5% ▲
(2024: 113.786)



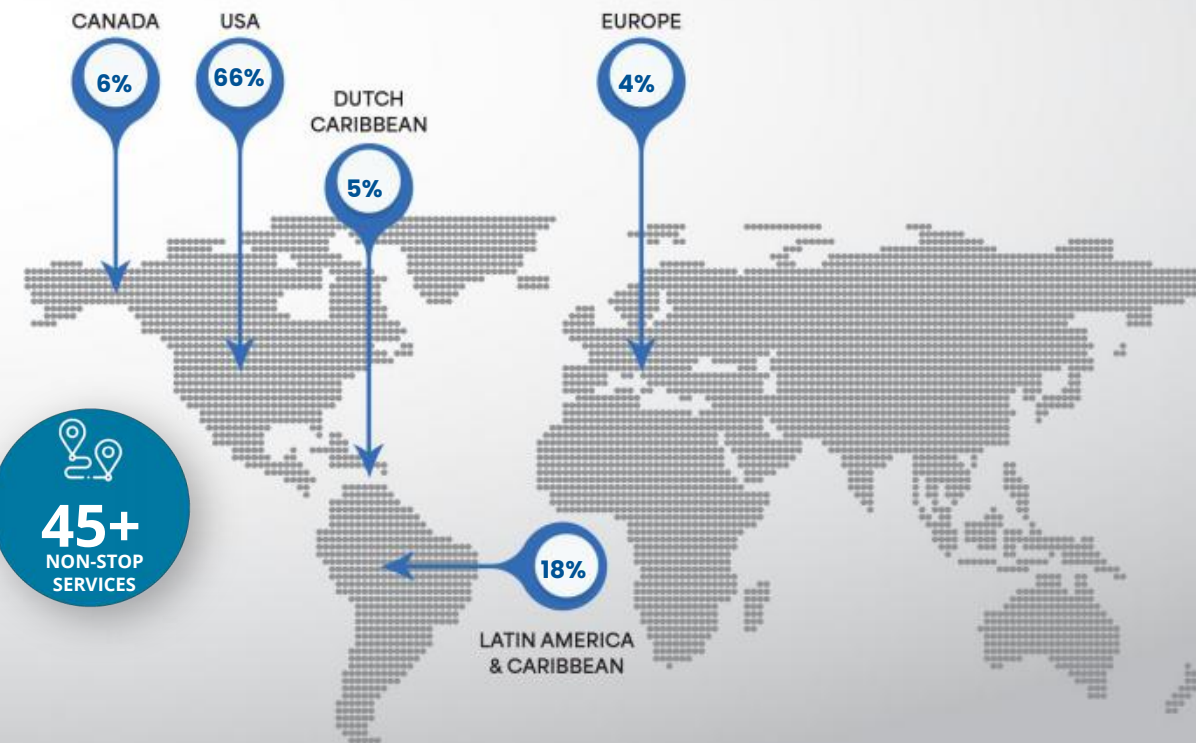
Total Seat Capacity
145.587
1.5% ▲
(2024: 143.461)



**Sustainability
Accreditations**



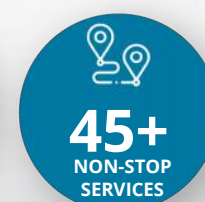
Passengers Market(RGP)



Load Factor
87.8%
1.6 pts. ▲
(2024: 86.2%)



Flight Departures
1.076
2% ▲
(2024: 1.055)



Traffic Performance Highlights

2025 vs. 2024



Total Passengers (RGP)
1.645.657
5.4% ▲
(2024: 1.561.640)



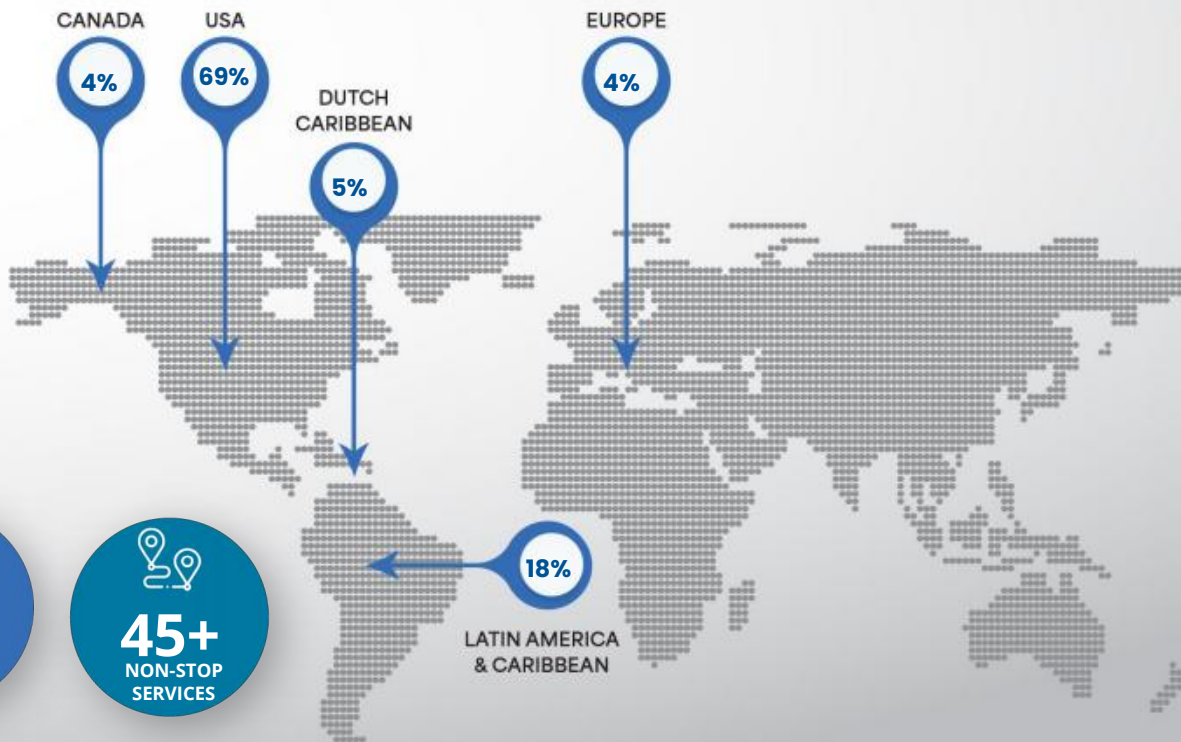
Total Seat Capacity
2.005.722
2.0% ▲
(2024: 1.965.889)



**Sustainability
Accreditations**




Passengers Market (RGP)



Load Factor
86.7%
1.2% ▲
(2024: 85.5%)



Flight Departures
14.289
3.7% ▲
(2024: 13.775)





Airlines Operating at Aruba Airport


Non-stop service to over 45+ destinations

NORTH AMERICA		EUROPE		LATIN AMERICA		CARIBBEAN	
	DESTINATIONS		DESTINATIONS		DESTINATIONS		DESTINATIONS
	3		1		2		1
	6		1		3		1
	4				1		1
	4				1		2
	2				1		1
	1				1		2
	1						
	1						
	1						
	1						

Gateways & Main Feeder Cities

North America, Latin America, Caribbean, Dutch Caribbean & Europe

NORTH AMERICA AIRLINES



LATIN AMERICA AIRLINES



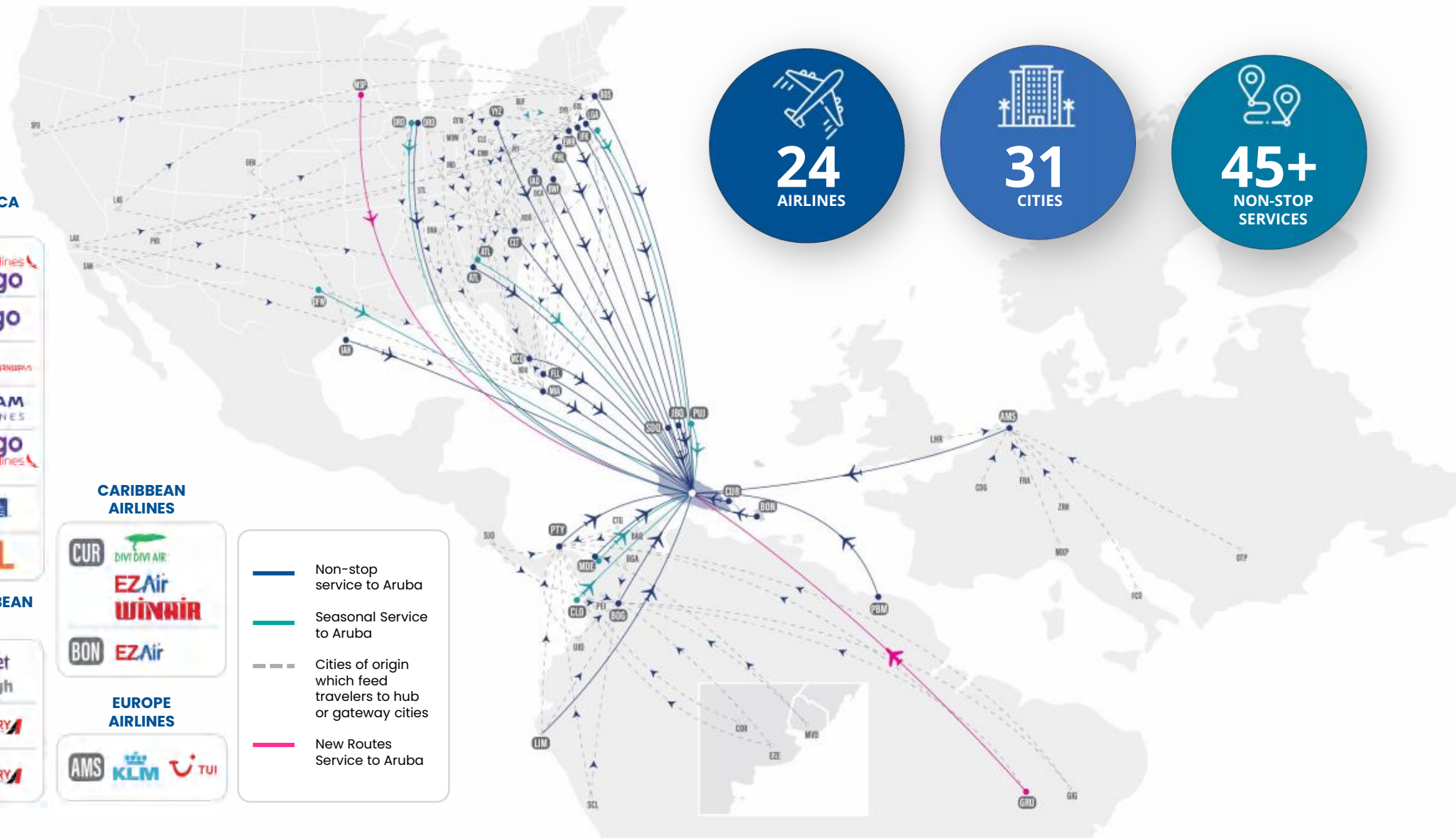
DUTCH CARIBBEAN AIRLINES



CARIBBEAN AIRLINES



EUROPE AIRLINES



24
AIRLINES

31
CITIES

45+
NON-STOP
SERVICES

MONTHLY TRAFFIC STATISTICS

Monthly Air Traffic Statistics

2025 vs 2024



Air Traffic Dashboard

December 2025 vs 2024



142.000
Revenue Generating
Passengers
**Global* 9.0%▲



94.283
Revenue Generating
Passengers
USA 6.8%▲

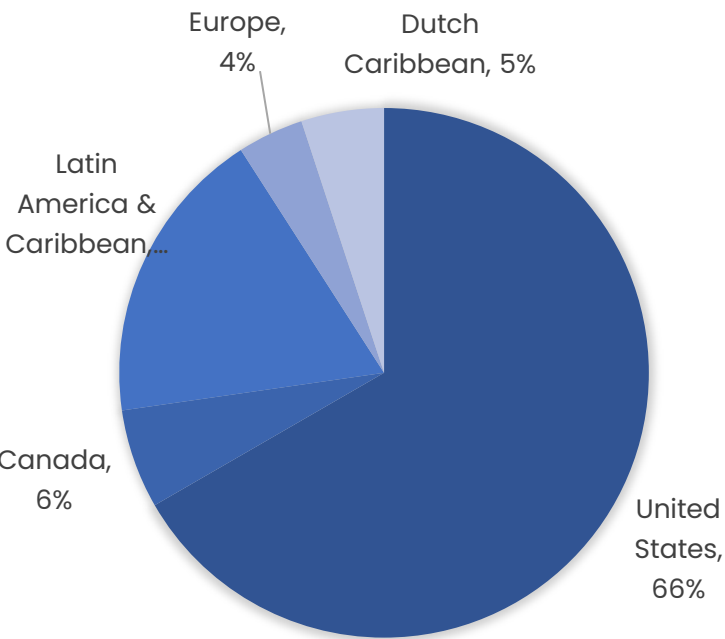


187.774
Total Outbound Seat
Capacity
Global 7.8%▲

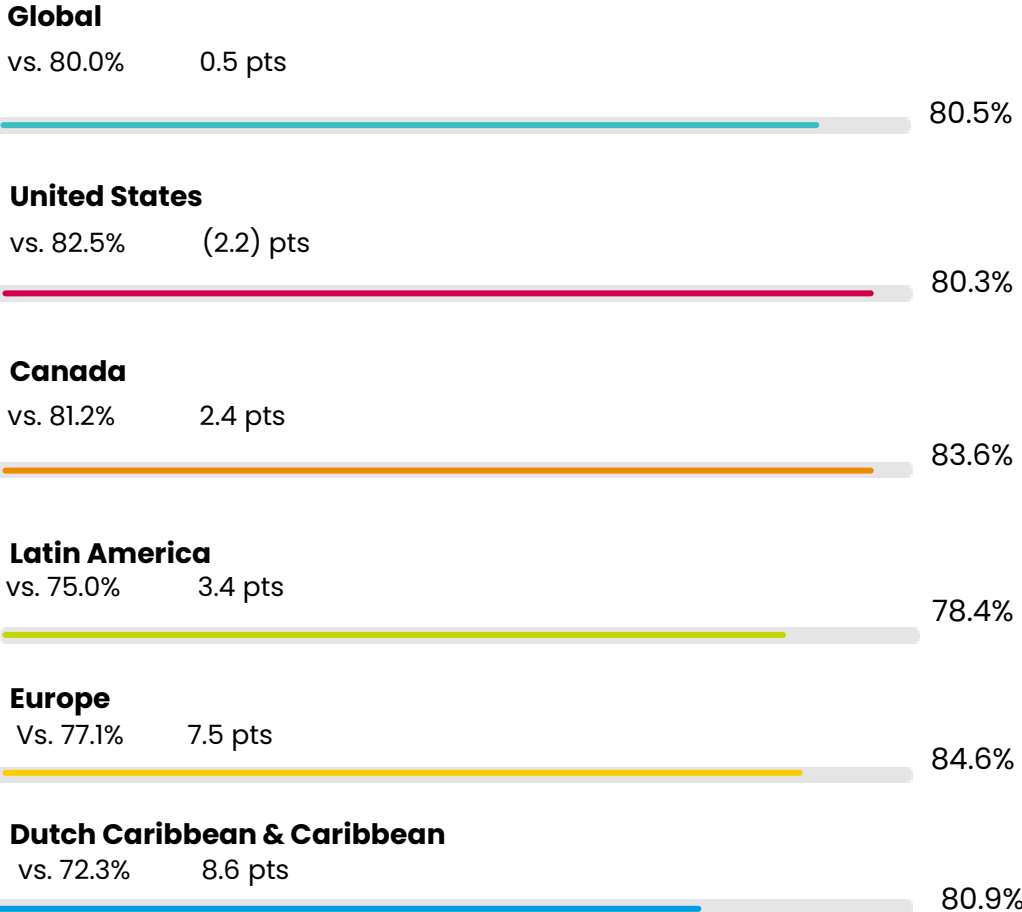


118.458
Seat Capacity
USA 8.3%▲

TRAFFIC DISTRIBUTION



Passenger Load Factors



*Excluding Transfer Passengers

Air Passenger Market Analysis

December 2025



151.110

Total Departing Passengers
**Global 8.4% ↑



95.174

Departing Passengers
USA* 5.5% ↑



142.000

Revenue Generating
Passengers Global 9.0% ↑



34

Total Transfer Passengers
(78.6)% ↓



7.534

Total Transit Passengers
(0.6)% ↓



187.774

Total Outbound Seat Capacity
Global 7.8% ↑



12.443

Seat Capacity Europe (5.8)% ↓



35.594

Seat Capacity Latin America 14.1% ↑



118.458

Seat Capacity USA* 8.3% ↑

*USA: Data Includes Non-Scheduled Charters, Tech Stops, and Military

** Includes all passengers with exempted passenger-related charges

Source | Aruba Airport Authority – MoM December 2025 vs 2024

Air Traffic Dashboard

2025 vs 2024



1.645.657
Revenue Generating
Passengers
*Global 5.4% ▲



1.132.757
Revenue Generating
Passengers
USA 1.6% ▲

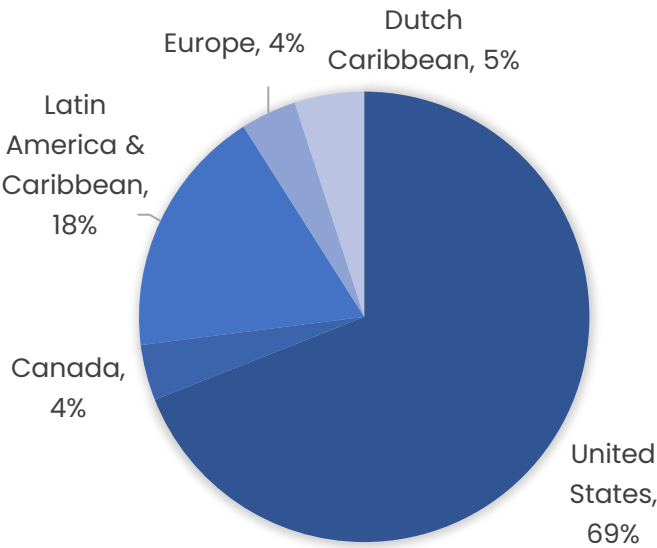


2.005.722
Total Outbound Seat
Capacity
Global 2.0% ▲



1.288.691
Seat Capacity
USA 0.6% ▲

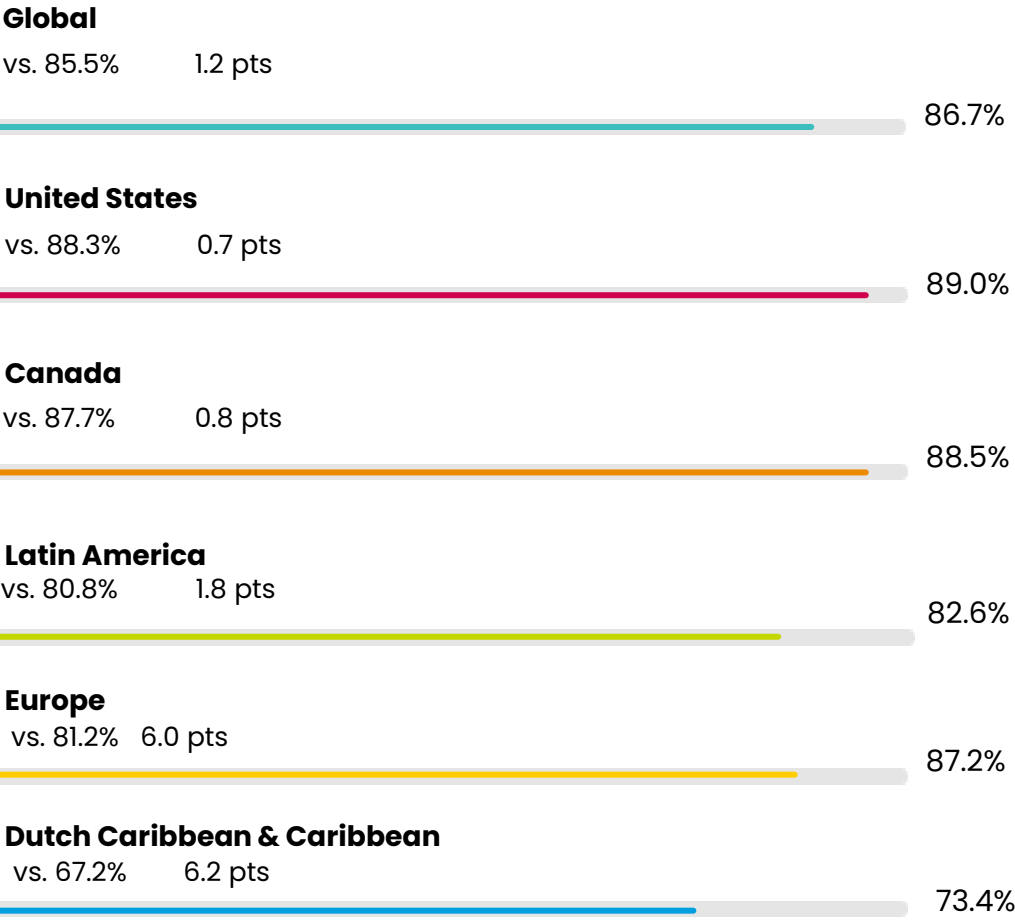
TRAFFIC DISTRIBUTION



Market Highlights

- JetBlue**
- **BOS:** 177,138 seats
 - **JFK:** 187,679 seats
 - **EWR:** 37,267 seats
 - **FLL:** 1,944 seats
- +8% YoY**
-4% YoY
-18% YoY
NEW

Passenger Load Factors



*Excluding Transfer Passengers

Air Passenger Market Analysis

2025



1.738.501

Total Departing Passengers
**Global 3.4% ↑



1.146.895

Departing Passengers
USA* 1.4% ↑



1.645.657

Revenue Generating
Passengers Global 5.4% ↑



659

Total Transfer Passengers
24.6% ↑




76.254

Total Transit Passengers
(26.3)% ↓



2.005.722

Total Outbound Seat Capacity
Global 2.0% ↑



137.942

Seat Capacity Europe
(18.1)% ↓



369.903

Seat Capacity Latin America 16.2% ↑



1.288.691

Seat Capacity USA* 0.6% ↑

*USA: Data Includes Non-Scheduled Charters, Tech Stops, and Military

** Includes all passengers with exempted passenger-related charges

Source | Aruba Airport Authority – MoM December 2025 vs 2024

MONTHLY TRAFFIC STATISTICS

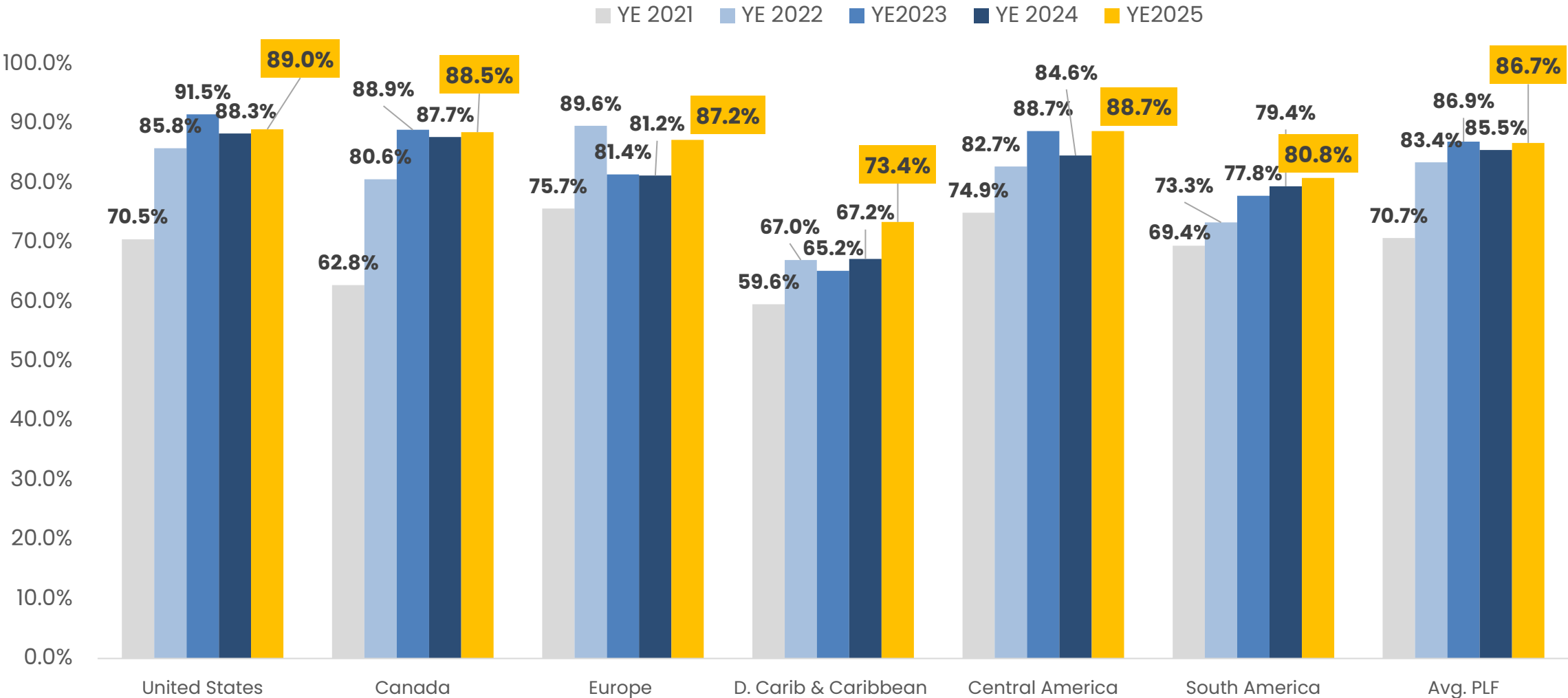
Passenger Market Analysis

Passenger Load Factor (PLF)



Passenger Load Factor (LF) By Region

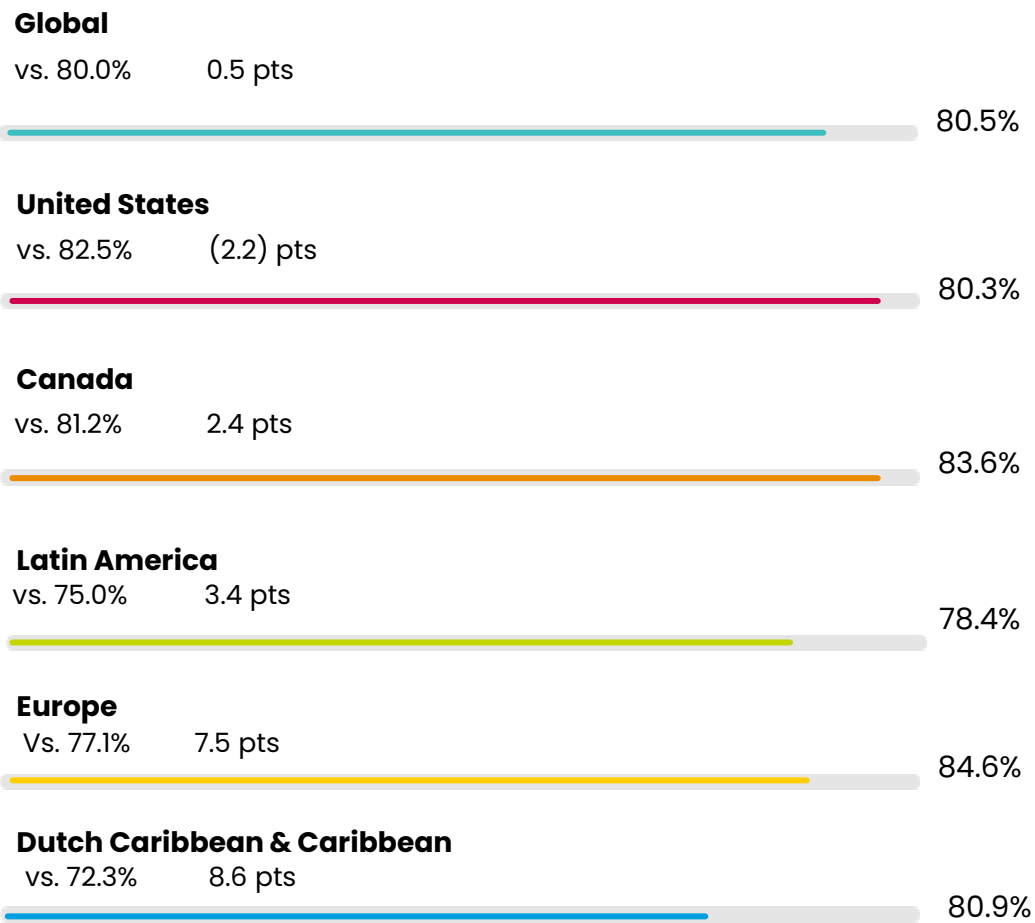
2021-2025



Source: Aruba Airport Authority – MoM December 2025

Passenger Load Factor (LF) By Region

December 2025 vs 2024

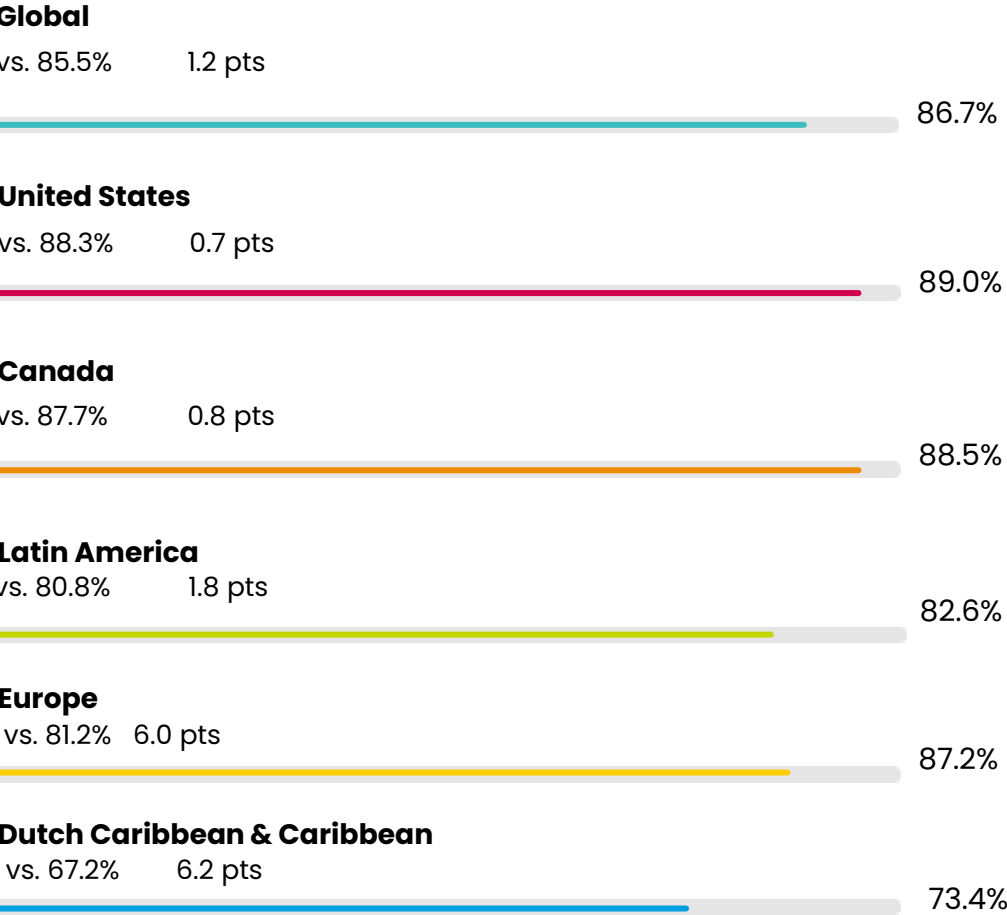


Source | Aruba Airport Authority – MoM December 2025 vs 2024



Passenger Load Factor (LF) By Region

2025 vs 2024



Source | Aruba Airport Authority – MoM December 2025 vs 2024



MONTHLY TRAFFIC STATISTICS

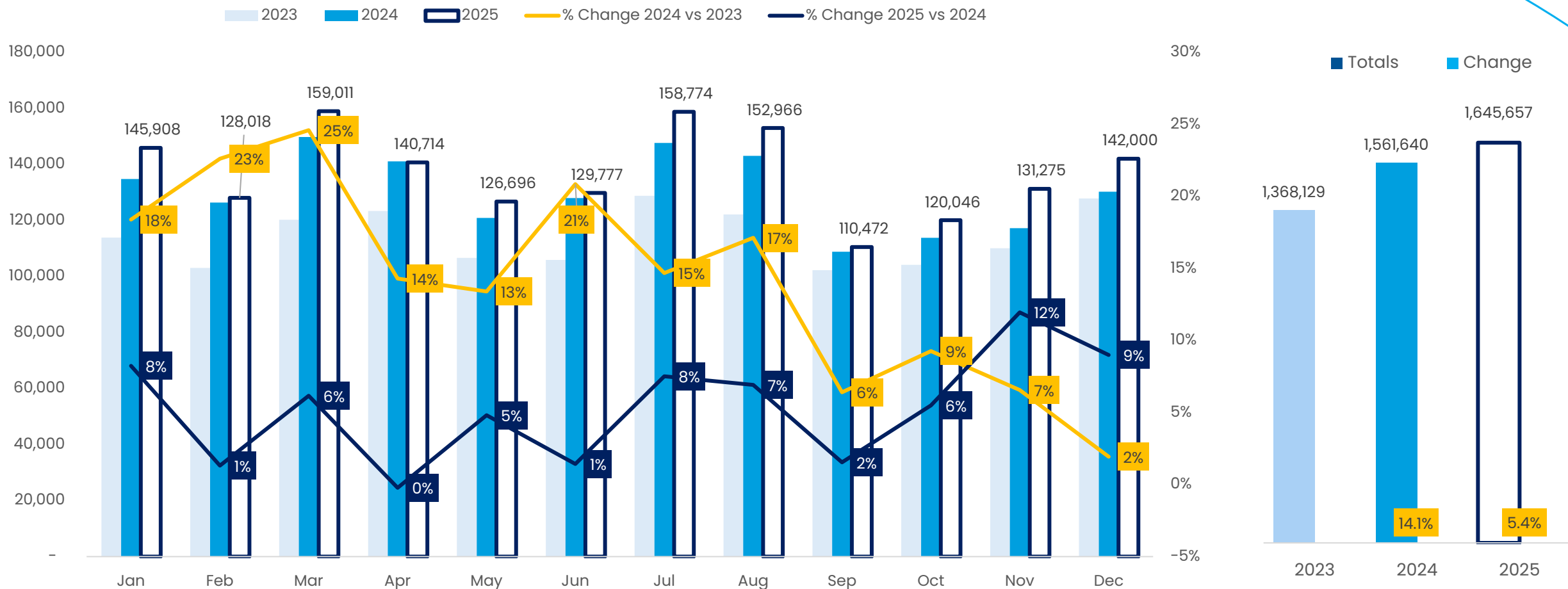
Passenger Traffic Data

Revenue Generating Passengers
(RGP)



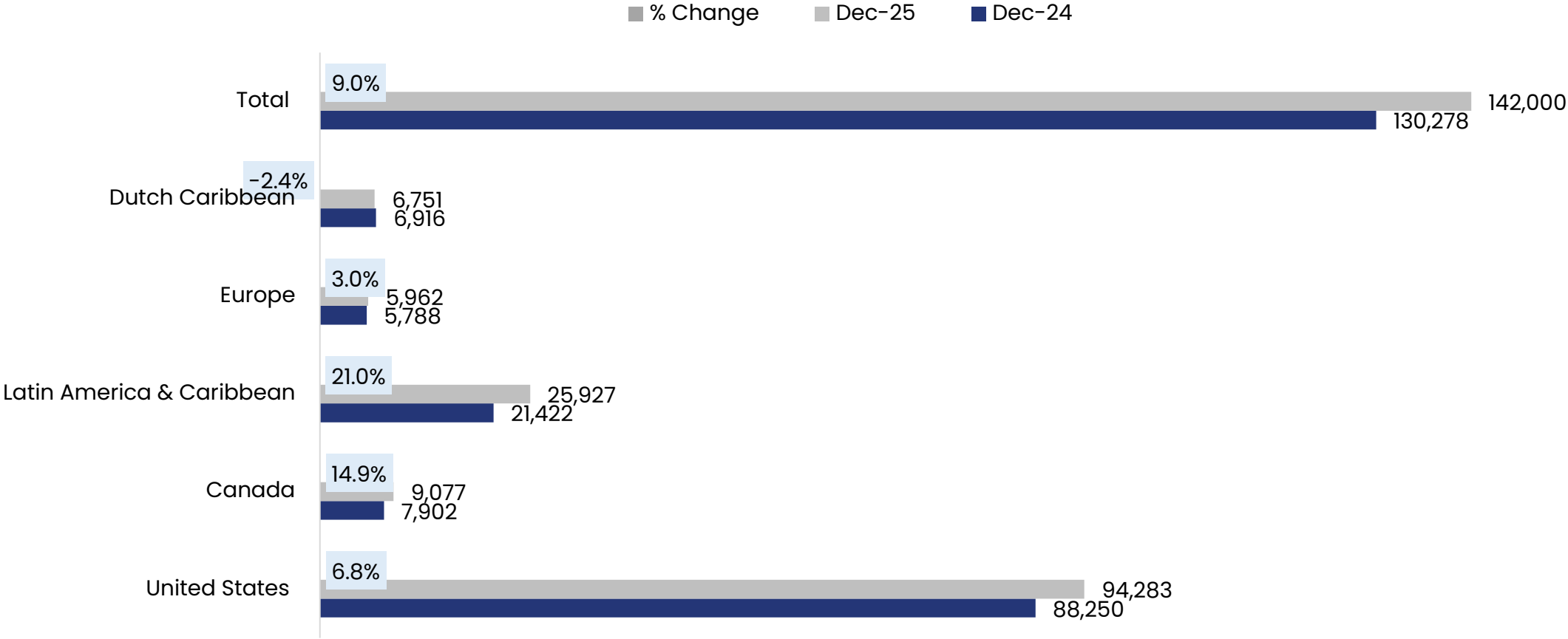
Revenue Generating Passengers (RGP) By Month

2025 vs 2024



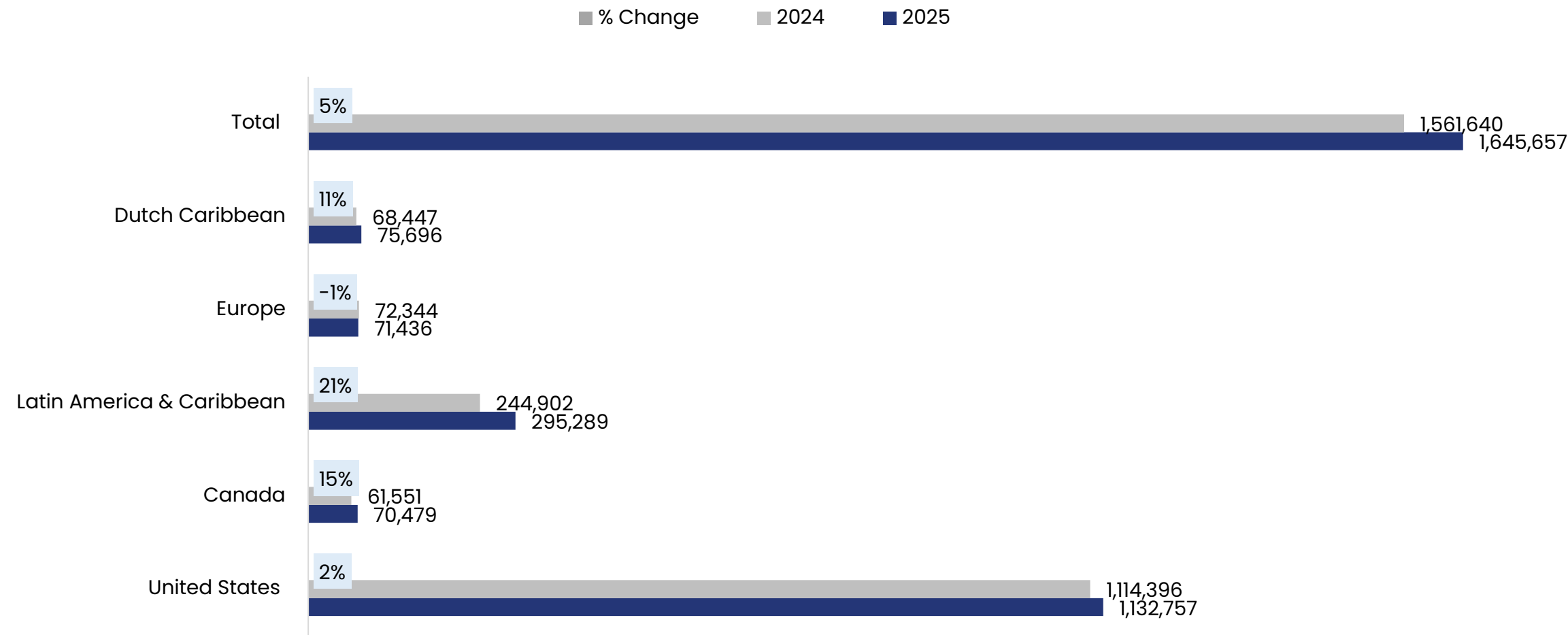
Revenue Generating Passengers (RGP) By Month

December 2025 vs 2024



Revenue Generating Passengers (RGP) By Month

2025 vs 2024



MONTHLY TRAFFIC STATISTICS

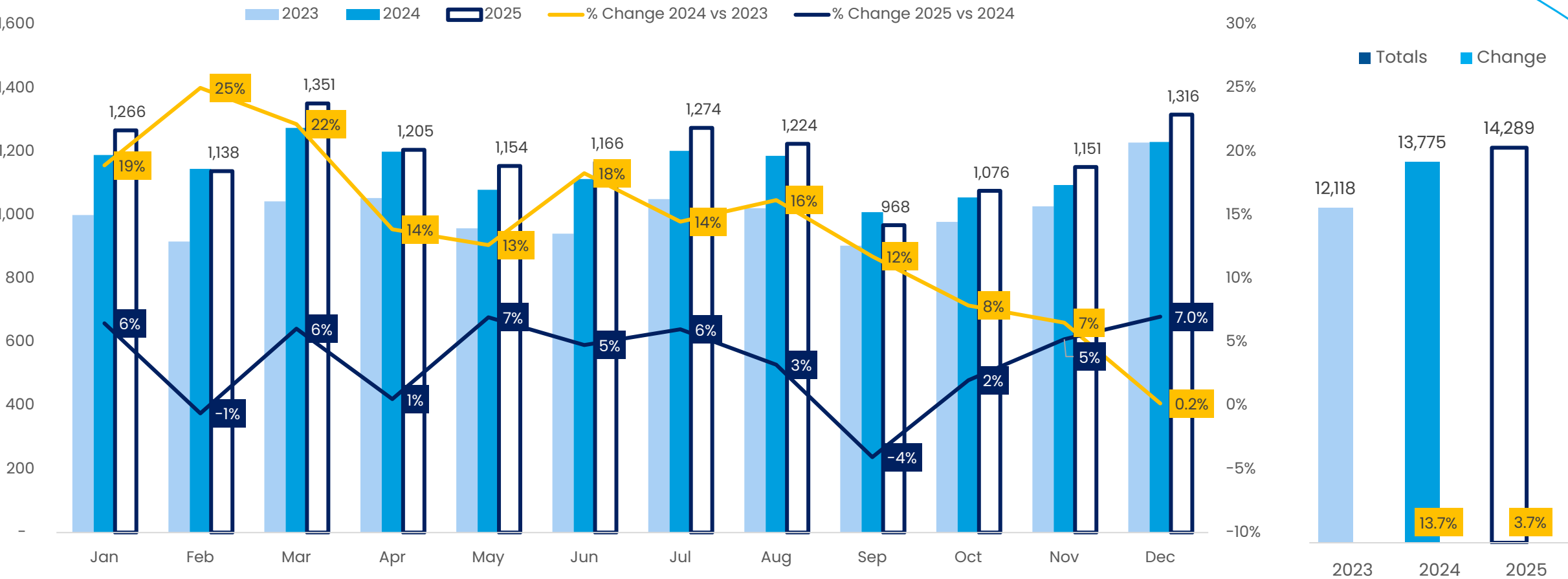
Traffic Data Aircraft Movement

November 2025



Aircraft Departures by Month (flights)

2025 vs 2024



Source | Aruba Airport Authority – MoM December 2025 vs 2024

MONTHLY TRAFFIC STATISTICS

Airline Market Analysis

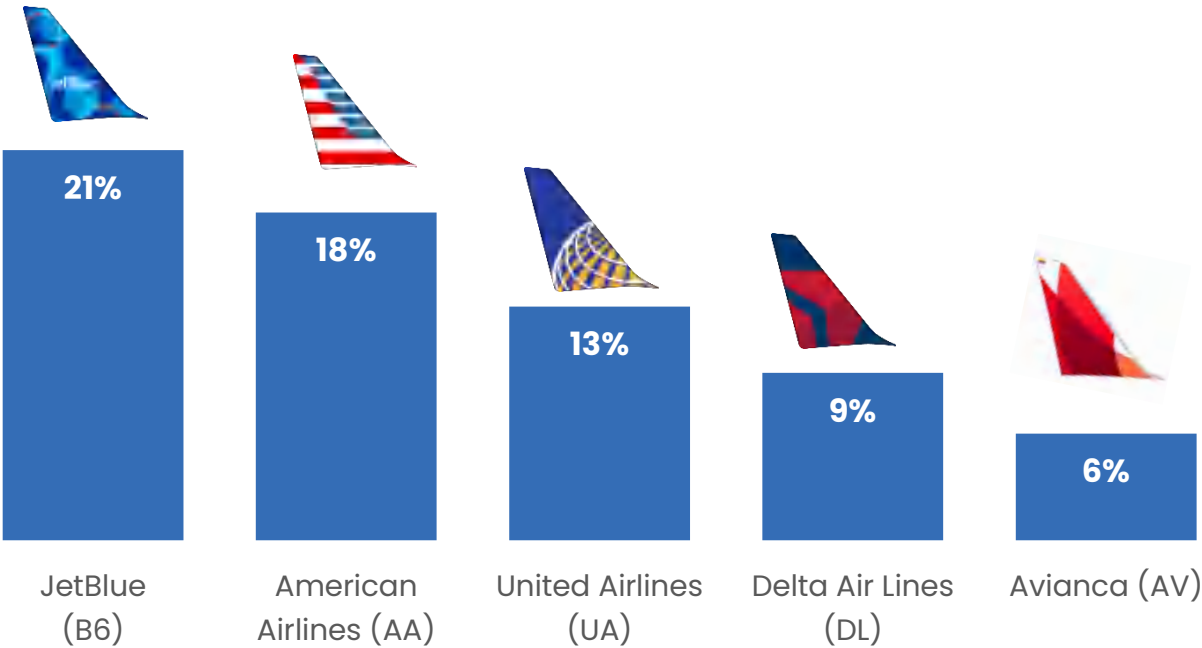
Market Share by Airline



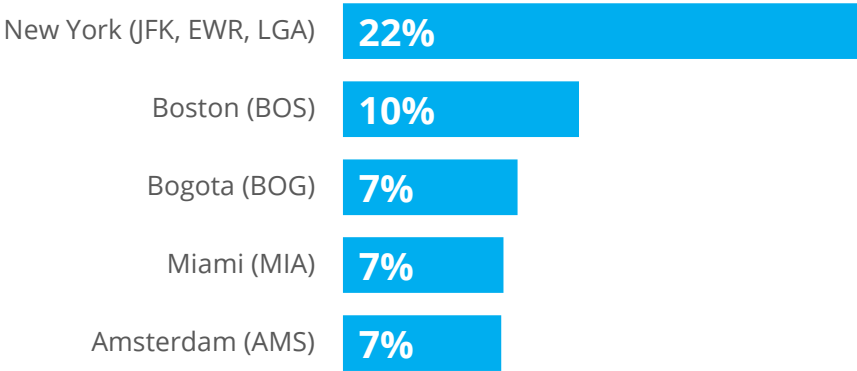
Market share by Airline and Gateway

2025

AIRLINES BY PASSENGER REVENUE



GATEWAYS BY SEAT CAPACITY



MONTHLY TRAFFIC STATISTICS


Weekly Flight Schedule

Period: Winter 2025–2026




Note: Flight schedules are subject to change without prior notice and should not be considered final

UNITED STATES

AIRLINE	DESTINATION	WINTER PERIOD						
		Jan	Feb	Mar				
 American Airlines	MIAMI	14 Double Daily	14 Double Daily	14 Double Daily				
	CHARLOTTE	12 (+1) 2-MON TUE WED 2-THU 2-FRI 2-SAT 2-SUN	12 2-MON TUE WED 2-THU 2- FRI 2-SAT 2- SUN	12 2-MON TUE WED 2-THU 2-FRI 2- SAT 2-SUN				
	PHILADELPHIA	7 Daily	8 Daily + 2 nd SAT	14 (+5) Double Daily				
	CHICAGO SEASONAL SERVICE	4 (+3) MON WED FRI SAT	7 (+6) Daily	7 (+6) Daily				
	LA GUARDIA – NEW YORK SEASONAL SERVICE	X	1 SAT	1 SAT				
	DALLAS SEASONAL SERVICE	X	1 SAT	1 SAT				

Note: Flight schedules are subject to change without prior notice and should not be considered final

UNITED STATES

AIRLINE	DESTINATION	WINTER PERIOD						
		Jan	Feb	Mar				
	NEWARK	16 Double Daily + 3 rd SAT SUN	16 Double Daily + 3 rd SAT SUN	16 Double Daily + 3 rd SAT SUN				
	HOUSTON (IAH)	1 SAT	1 SAT	2 SAT SUN				
	WASHINGTON (IAD)	7 (+3) Daily	7 (+3) Daily	7 Daily				
	CHICAGO SEASONAL SERVICE	5 (+3) MON THU FRI SAT SUN	5 (+3) MON THU FRI SAT SUN	7 Daily				


Note: Flight schedules are subject to change without prior notice and should not be considered final

UNITED STATES

AIRLINE	DESTINATION	WINTER PERIOD						
		Jan	Feb	Mar				
jetBlue®	BOSTON	16 2-MON 2-TUE 2-WED 2-THU 2-FRI 4-SAT 2-SUN	25 (+2) 3-MON 3-TUE 3-WED 3-THU 4-FRI 5-SAT 4-SUN	23 3-MON 3-TUE 3-WED 3-THU 3-FRI 5-SAT 3-SUN				
	JFK – NEW YORK	19 3-MON 2-TUE 2-WED 3-THU 3-FRI 3-SAT 3-SUN	29 (+3) 4x Daily + 5 th SAT	19 2-MON 2-TUE 2-WED 3-THU 3-FRI 4-SAT 3-SUN				
	NEWARK	1 SAT	1 SAT	1 SAT				
	NEW: FLL	3 TUE THU SAT	3 TUE THU SAT	3 TUE THU SAT				



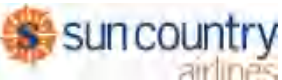

Note: Flight schedules are subject to change without prior notice and should not be considered final

UNITED STATES

AIRLINE	DESTINATION	WINTER PERIOD						
		Jan	Feb	Mar	Jan	Feb	Mar	
	ATLANTA	14 (+1) Double Daily	14 Double Daily	14 Double Daily				
	JFK - NEW YORK	8 Daily + 2 Nd SAT	8 Daily + 2 Nd SAT	8 Daily + 2 Nd SAT				
	BOSTON SEASONAL SERVICE	7 Daily	7 Daily	7 Daily				
	MINNEAPOLIS SEASONAL SERVICE	2 FRI SUN	2 FRI SUN	2 FRI SUN				


Note: Flight schedules are subject to change without prior notice and should not be considered final

UNITED STATES



AIRLINE	DESTINATION	WINTER PERIOD						
		Jan	Feb	Mar				
Southwest 	BALTIMORE	1 SAT	4 MON FRI SAT SUN	2 SAT SUN				
	ORLANDO	7 Daily	7 Daily	8 (+1) Daily + 2 nd SAT				
spirit	FORT LAUDERDALE	4 TUE THU SAT SUN	4 TUE THU SAT SUN	4 TUE THU SAT SUN				
 SURINAM AIRWAYS	MIAMI (VIA CUR)	X	X	X				
 sun country airlines	MINNEAPOLIS SEASONAL SERVICE	1 SAT	1 SAT	1 SAT				
 FRONTIER AIRLINES	ATLANTA NEW SEASONAL ROUTE	1 SAT	1 SAT	1 SAT				

Note: Flight schedules are subject to change without prior notice and should not be considered final

CANADA




AIRLINE	DESTINATION	WINTER PERIOD						
		Jan	Feb	Mar				
 AIR CANADA	TORONTO (NO SERVICES SUMMER SEASON)	5 MON TUE WED THU SAT	5 MON TUE WED THU SAT	5 MON TUE WED THU SAT				
 WESTJET	TORONTO	10 (+3) Daily + 2 nd WED SAT SUN	10 (+3) Daily + 2 nd WED SAT SUN	10 (+3) Daily + 2 nd WED SAT SUN				

EUROPE

 KLM	AMSTERDAM (VIA BON)	9 (+2) Daily + 2 nd FRI SUN	9 (+2) Daily + 2 nd FRI SUN	9 (+2) Daily + 2 nd FRI SUN				
 TUI	AMSTERDAM (VIA CUR)	2 MON FRI	2 MON FRI	2 MON FRI				

Note: Flight schedules are subject to change without prior notice and should not be considered final

LATIN AMERICA

AIRLINE	DESTINATION	SUMMER PERIOD						
		Jan	Feb	Mar				
	BOGOTA	14 (+3) Double Daily	14 (+3) Double Daily	14 (+3) Double Daily				
	PANAMA	15 (+4) MON TUE 2-WED 3-THU 2-FRI 3-SAT 3-SUN	14 (+4) MON 2-TUE 2-WED 2-THU 2-FRI 2-SAT 3-SUN	14 (+4) MON 2-TUE 2- WED 2-THU 2- FRI 2-SAT 3- SUN				
	PARAMARIBO (VIA CUR)	2 MON FRI	2 MON FRI	2 MON FRI				



Note: Flight schedules are subject to change without prior notice and should not be considered final

LATIN AMERICA

AIRLINE	DESTINATION	WINTER PERIOD						
		Jan	Feb	Mar				
wingo	BOGOTA	2 THU SUN	2 THU SUN	2 THU SUN				
	MEDELLIN	4 TUE - WED FRI SUN	3 (+1) WED FRI SUN	3 (+1) WED FRI SUN				
	CALI SEASONAL SERVICE	2 THU SUN	X	X				
LATAM AIRLINES	LIMA	5 MON WED THU SAT SUN	5 MON WED THU SAT SUN	5 MON WED THU SAT SUN				
	BOGOTA NEW SEASONAL SERVICE	3 MON FRI SAT						




Note: Flight schedules are subject to change without prior notice and should not be considered final

LATIN AMERICA

AIRLINE	DESTINATION	WINTER PERIOD						
		Jan	Feb	Mar				
	GUARULHOS, BR	3 MON WED SAT	3 MON WED SAT	2 WED SAT				
	NEW: CORDOBA, AR	1 THU	1 THU					
	NEW: BUENOS AIRES. AR	3 MON SAT SUN	3 MON SAT SUN					
	NEW: MENDOZA, AR	1 FRI	1 FRI					



Note: Flight schedules are subject to change without prior notice and should not be considered final

DUTCH CARIBBEAN

AIRLINE	DESTINATION	WINTER PERIOD						
		Jan	Feb	Mar				
	CURACAO	41 7-MON 4-TUE 4-WED 7-THU 7-FRI 6-SAT 6-SUN	43 7-MON 5-TUE 5-WED 7-THU 7-FRI 6-SAT 6-SUN	43 7-MON 5-TUE 5-WED 7-THU 7-FRI 6-SAT 6-SUN				
	CURACAO	8 2-MON 2-WED 2-FRI 2-SUN	8 2-MON 2-WED 2-FRI 2-SUN	8 2-MON 2-WED 2-FRI 2-SUN				
	BONAIRE	3 TUE WED THU	3 TUE WED THU	3 TUE WED THU				
	SINT MAARTEN (VIA CUR)	7 Daily	7 Daily	7 Daily				

Note: Flight schedules are subject to change without prior notice and should not be considered final

CARIBBEAN

AIRLINE	DESTINATION	WINTER PERIOD						
		Jan	Feb	Mar				
	ST. DOMINGO (SDQ)	DISCONTINUED	DISCONTINUED	DISCONTINUED				
	ST. DOMINGO (JBQ)	2 WED SUN	2 WED SUN	2 WED SUN				
	ST. DOMINGO (SDQ) (VIA CUR)	2 WED SUN	2 WED SUN	2 WED SUN				

MONTHLY TRAFFIC STATISTICS



LET'S STAY CONNECTED

For any questions related to the report and/or additional information requests please contact

Jo-Anne Arends
Aviation Business Development Executive
j.arends@airportaruba.com

